

# Tube Motor Roller Shutter



**Our tube motor roller shutters are ideal for smaller applications and are manufactured and installed in accordance with BS EN 13241-1:2003 + A2:2016 & BS EN 12604:2017.**

## Roller curtain

The shutter curtain is constructed from cold rolled galvanised concave steel laths (76 mm x 22 swg). Other gauges may be supplied depending on the shutter width. Each lath is retained by pressed steel or nylon end locks fixed with galvanised steel rivets.

## Bottom rail

A rigid inverted L or T section bottom rail, formed from a cold rolled galvanised section.

## Side guides and angles

A purpose cold rolled galvanised steel section 65 mm deep. Galvanised steel angles of suitable size and thickness are supplied to support the side guides and form a secure fixing to the structure.

## Roller barrel

Constructed from mild steel tube of suitable outside diameter and wall thickness to suit shutter application. The barrel encases the 240 volt tubular motor. The main body of the motor is fixed to the door bracket plate and the outer body rotates the barrel, opening and closing the door.

## Endplates

3 mm galvanised steel either 250 mm x 250 mm, 300 mm x 300 mm or 350 mm x 350 mm and fixed to the supporting angles or flats, complete with cleats for hoods or fascias if required.

## Operation & electrical specification

The motors are 240 volts and are encased in the roller tube. Motors can be supplied with or without emergency hand crank facility. We would always recommend emergency hand crank facility to raise the door in the event of a power failure. Normal operation is by paddle switch or keyswitch. Remote control is by key fob type transmitter if required.

## Power requirements

A single phase 13 amp 3 pin plug socket is required (within 1 metre of each door opening) for each tube motor installation.

## Finish

Side guides, supporting angles and door curtain are galvanised. Flats if required, are primer painted. Powder coated finish is optional and can be provided at extra cost.

## Coil casings (hoods) / fascias

Coil casings or fascias can be supplied at additional cost, and are provided galvanised unless specified otherwise.

## Perforated lath sections

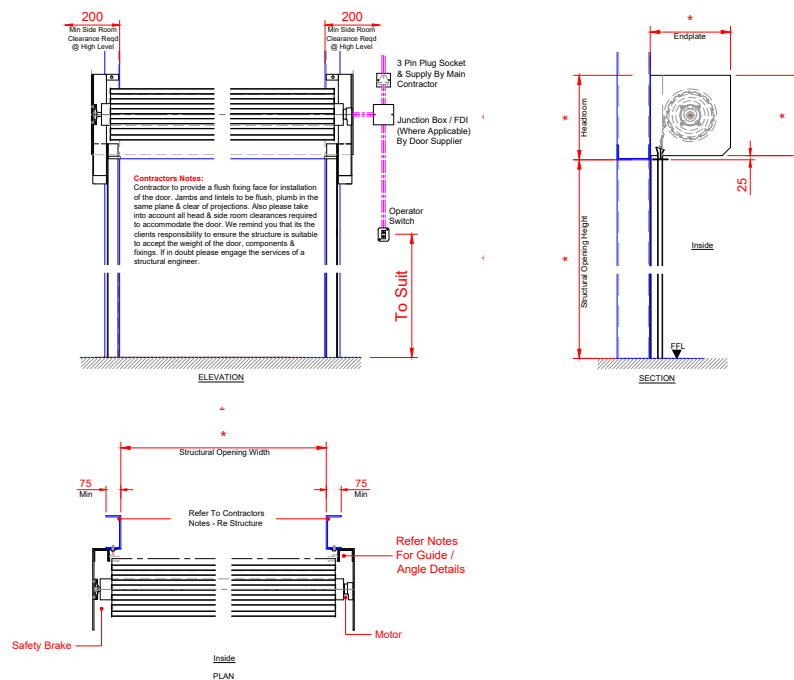
Perforated laths can be supplied at additional cost and are supplied galvanised unless specified otherwise.

## Technical data

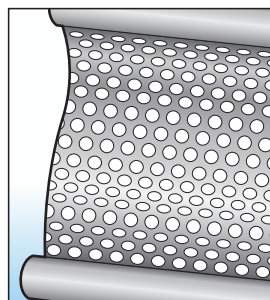
Standard size up to (W x H) <sup>1)</sup>	5000 x 4500 mm
Lath profile	76 mm concave
Power Options	240V tubular motor
Pass-door	For shutters up to 5m wide
Weight	35 kg/m <sup>2</sup>
Finish	- Galvanised - PPC to RAL / BS colour - Plastisol to external curtain face
Wind load, EN 12424	Up to Class 5

1) other sizes available on request


## General arrangement drawing




## Lath options



Perforated



Punched lath parallel pattern



Punched lath brickbond pattern

## Automation options



Surface mounted key switch



Flush mounted key switch



## INDUSTRIAL DOOR ENGINEERING LTD

### HEAD OFFICE

Winnington Avenue, Winnington, Northwich, Cheshire CW8 4EQ

TEL: 01606 871832 FAX: 01606 871482

Email: sales@industrial-door-eng.co.uk Web: www.industrial-door-eng.co.uk

### Also At

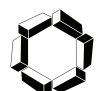
Unit 2 Parkway Industrial Estate, Wakefield Road, Ossett WF5 9JA

TEL: 01924 387070 FAX: 01924 267303

Our policy is one of continuous development and the Company reserves the right to alter our specifications and prices without prior notice.



Assessed to ISO 9001:2008  
Certificate number 165



constructionline

