

# Hand Chain Roller Shutter



**The practical door solution when power is not available, manufactured and installed in accordance with BS EN 13241-1:2003 + A2:2016 & BS EN 12604:2017.**

## **Roller curtain**

The shutter curtain is constructed from cold rolled galvanised steel laths(76 mm), of suitable gauge to suit the application. Each lath is retained by nylon, pressed steel or malleable iron endlocks fixed and secured by steel rivets. Cast iron wind locks are fitted to help prevent curtain being forced out of guides during high winds, as and when required.

## **Bottom rail**

A rigid inverted T section bottom rail, formed from either a cold rolled galvanised section, or mild steel angles, bolted back to back, depending on the width of the shutter. Specially designed tapered bottom rails can be supplied to suit sloping floors at additional cost.

## **Side guides and angles**

A purpose cold rolled mild steel section of depths ranging from 65 mm to 100 mm dependent upon the application. Wind lock guide section to be used as and when required. Galvanised steel angles of suitable size and thickness are supplied to support the side guides and to form a secure fixing to the structure.

## **Roller barrel**

Constructed from mild steel tube of suitable outside diameter and wall thickness to suit shutter application. The barrel encases helical springs, which are securely fitted inside the barrel, and are supported by purpose made cast iron or sg. iron castings. The springs counter-balance the shutter.

## **Endplates**

Of suitable design, and ranging from 3 mm to 10 mm thickness. Fitted with suitable cleats for fixing to the structure.

## **Operation**

Via continuous galvanised steel hauling chain connected to a suitable reduction chain or gear reduction system.

## **Door locking**

A pressed steel locking box is fitted to the side guide to secure the hand chain when the door is not in use, and is designed to accept the clients own security padlock - additional locking can be provided as an optional extra.

## **Finish**

Side guides, supporting angles and door curtain are galvanised. Non-galvanised sections are primer painted. Powder coated finish is optional and can be provided at extra cost.

## **Coil casings (hoods) / fascias**

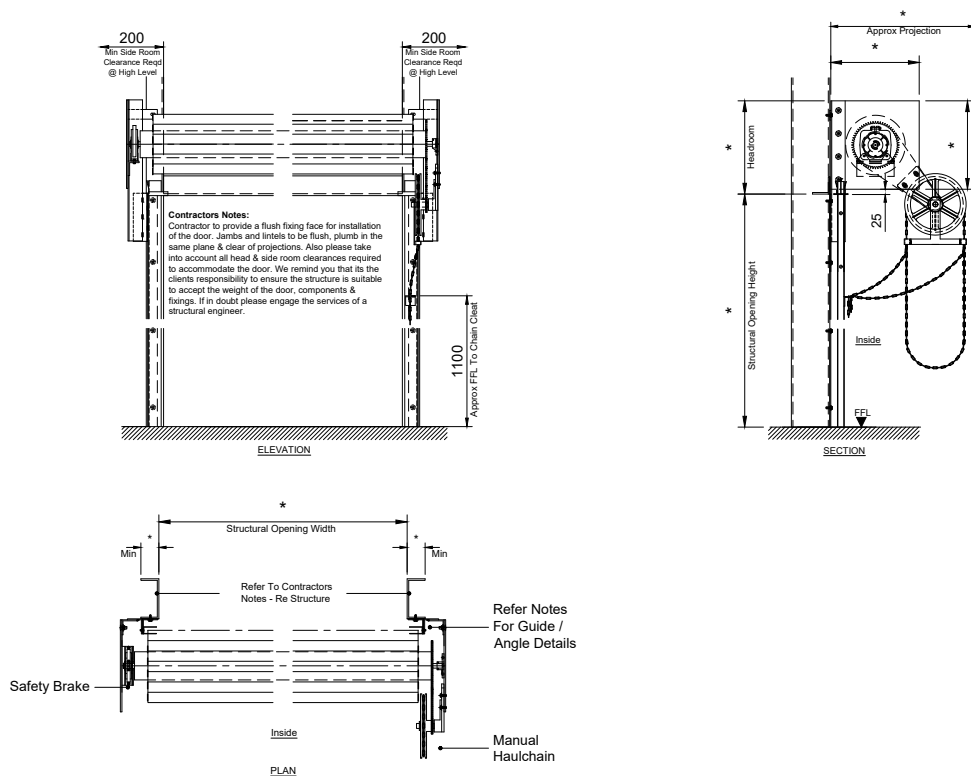
Coil casings or fascias can be supplied at additional cost and are supplied galvanised unless specified otherwise.

## **Technical data**

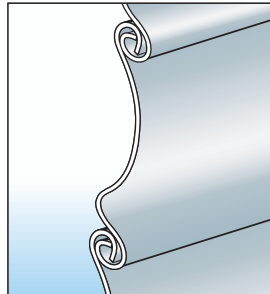
Standard size up to (W x H) <sup>1)</sup>	5000 x 5000 mm
Lath profile	76 mm concave
Pass-door	For shutters up to 5 m wide
Weight	35 kg/m <sup>2</sup>
Finish	- Galvanised - PPC to RAL / BS colour - Plastisol to external curtain face
Wind load, EN 12424	Up to Class 5

1) other sizes available on request

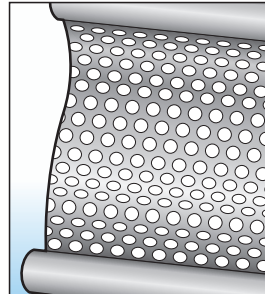
## General arrangement drawing



## Lath options



Solid Lath



Perforated Lath



## INDUSTRIAL DOOR ENGINEERING LTD

### HEAD OFFICE

Winnington Avenue, Winnington, Northwich, Cheshire CW8 4EQ

TEL: 01606 871832 FAX: 01606 871482

Email: sales@industrial-door-eng.co.uk Web: www.industrial-door-eng.co.uk

### Also At

Unit 2 Parkway Industrial Estate, Wakefield Road, Ossett WF5 9JA

TEL: 01924 387070 FAX: 01924 267303

Our policy is one of continuous development and the Company reserves the right to alter our specifications and prices without prior notice.



Assessed to ISO 9001:2008  
Certificate number 165

