

Aluminium Roller Shutter



Versatile and practical roller shutters, manufactured and installed in accordance with BS EN 13241-1:2003 + A2:2016 & BS EN 12604:2017.

Roller curtain

Assembled from either 75 x 1.5 mm or 101 x 1.5 mm extruded interlocking aluminium laths. The ends of every second lath are fitted with end clips to secure the laths laterally.

Laths

Available in solid or punched aluminium with 160 mm wide x 60 mm high or 225 mm wide x 42 mm high slots for visibility and/or ventilation. Slots can be positioned to create a brick bond or inline pattern. For higher security, punched lath area can be strengthened with 1.5 mm clear polycarbonate.

Bottom rail

Consists of robust extruded aluminium section designed to strengthen the lower edge of the aluminium curtain.

Side guides and angles

A purpose cold rolled galvanised steel 90 mm x 40 mm guide with clip on brush strip to eliminate wear and reduce noise. Galvanised 78 mm x 78 mm steel angles to support side guides and to form a secure fixing to the structure.

Roller barrel

Constructed from mild steel tube of suitable outside diameter and wall thickness to suit shutter application. The barrel is coated in a bespoke manufactured modified vinyl silver grey IP190 finish.

Endplates

Minimum 5 mm galvanised steel either 350 mm x 350 mm, 410 mm x 410 mm or 460 mm x 460 mm and fixed to the supporting angles or flats complete with cleats for hoods or fascias if required.

Operation

Motors are 240 volts as standard and are encased in the roller tube. Motors can be supplied with or without emergency hand crank facility. We would always recommend emergency hand crank facility to raise the door in the event of a power failure. Normal operation is by paddle switch or keyswitch. We can also supply 415 volt 3 phase motors should they be required including Safedrive options.

Finish

The curtain is mill finish aluminium as standard and the side guides / supporting angles are galvanised. Powder coated finish can be provided as an optional extra cost.

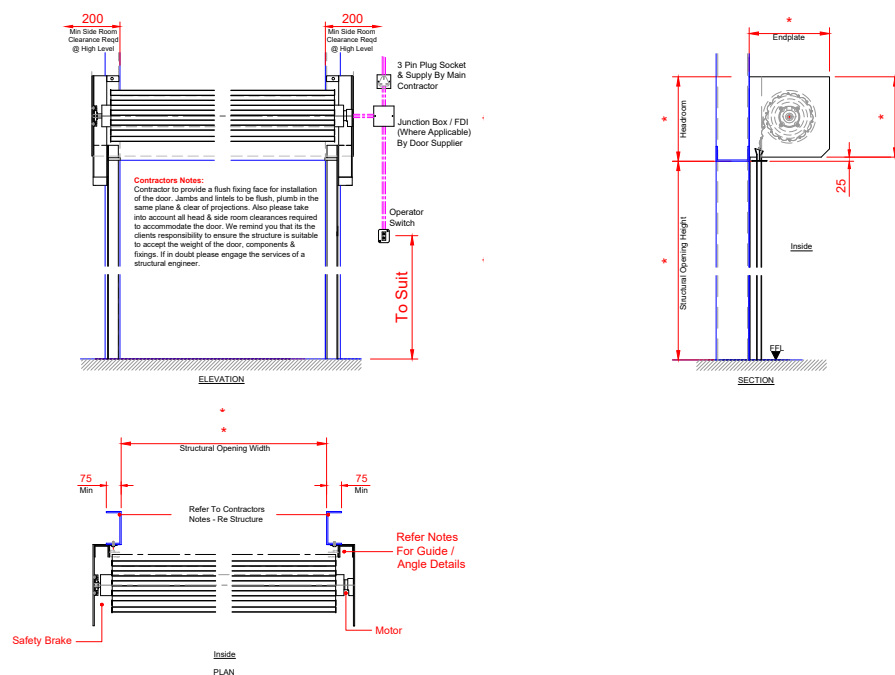
Coil casings and fascias

Coil casings or fascias can be supplied at additional cost, and are provided galvanised unless specified otherwise.


Technical data

Standard size up to (W x H)	8000 x 4000 mm
Lath profile	75 or 101 mm deep
Punched hole sizes	- 160 x 60 mm - 225 x 42 mm
Weight	15 kg/m ²
Power options	- 240V tubular motor - 240V single / 415V three phase direct drive


General arrangement drawing



Lath options



Punched lath parallel pattern



Punched lath brickbond pattern

Automation options



Surface mounted key switch



Flush mounted key switch



INDUSTRIAL DOOR ENGINEERING LTD

HEAD OFFICE

Winnington Avenue, Winnington, Northwich, Cheshire CW8 4EQ

TEL: 01606 871832 **FAX:** 01606 871482

Email: sales@industrial-door-eng.co.uk **Web:** www.industrial-door-eng.co.uk

Also At

Unit 2 Parkway Industrial Estate, Wakefield Road, Ossett WF5 9JA

TEL: 01924 387070 **FAX:** 01924 267303

Our policy is one of continuous development and the Company reserves the right to alter our specifications and prices without prior notice.



Assessed to ISO 9001:2008
Certificate number 165

